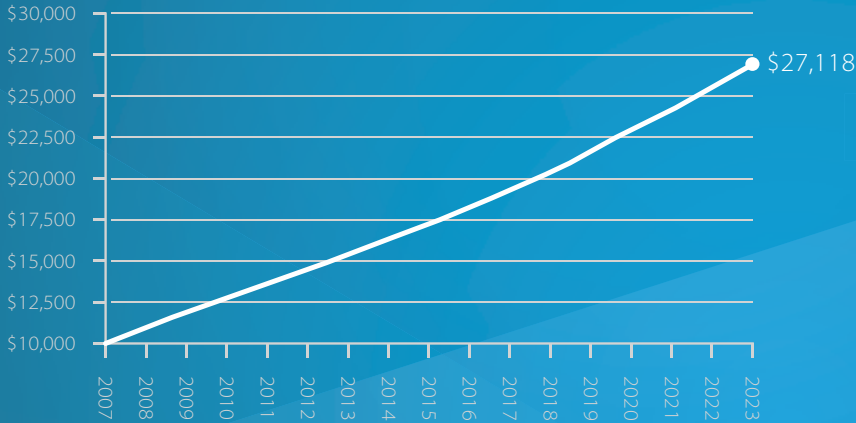




ANTRIM BALANCED MORTGAGE FUND

HISTORIC RETURNS*

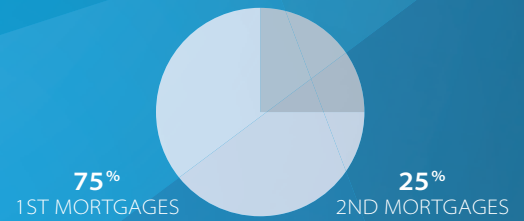
Growth of \$10,000 since July 2007



Fund Performance Series B (PERCENT RETURN)

1YR	3YRS	5YRS	10 YRS	SINCE INCEPTION
5.36%	5.22%	5.53%	5.64%	6.43%

Target Asset Allocation

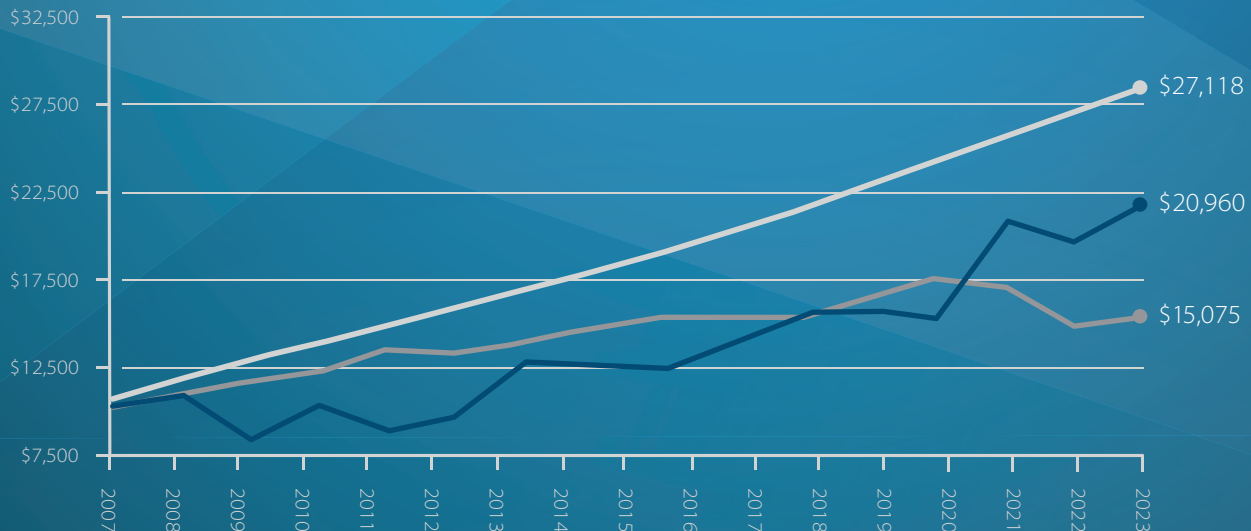


ANNUAL RETURN %

2008	2009	2010	2011	2012	2013	2014	2015	2016	2017	2018	2019	2020	2021	2022	2023
9.69%	9.01%	7.94%	7.37%	6.51%	6.10%	6.08%	5.50%	5.65%	5.77%	5.78%	6.01%	6.01%	5.29%	5.00%	5.36%

RETURN vs. BENCHMARK

Growth of \$10,000 since July 2007



This document does not constitute an offer or solicitation to sell or purchase any securities. The securities described herein are offered on a private placement basis and available for purchase only under an offering memorandum and in those jurisdictions, and to those persons, where, and to whom, they may be lawfully offered for sale. Please read the offering memorandum before investing. Management fees and expenses are associated with an investment in Antrim Balanced Mortgage Fund Ltd. An investment in Antrim Balanced Mortgage Fund Ltd. is not guaranteed and past performance may not be repeated. 2008-2023 returns relate to Antrim Balanced Mortgage Fund Ltd., Class B, Series B.